


PACER Links in CM/ECF

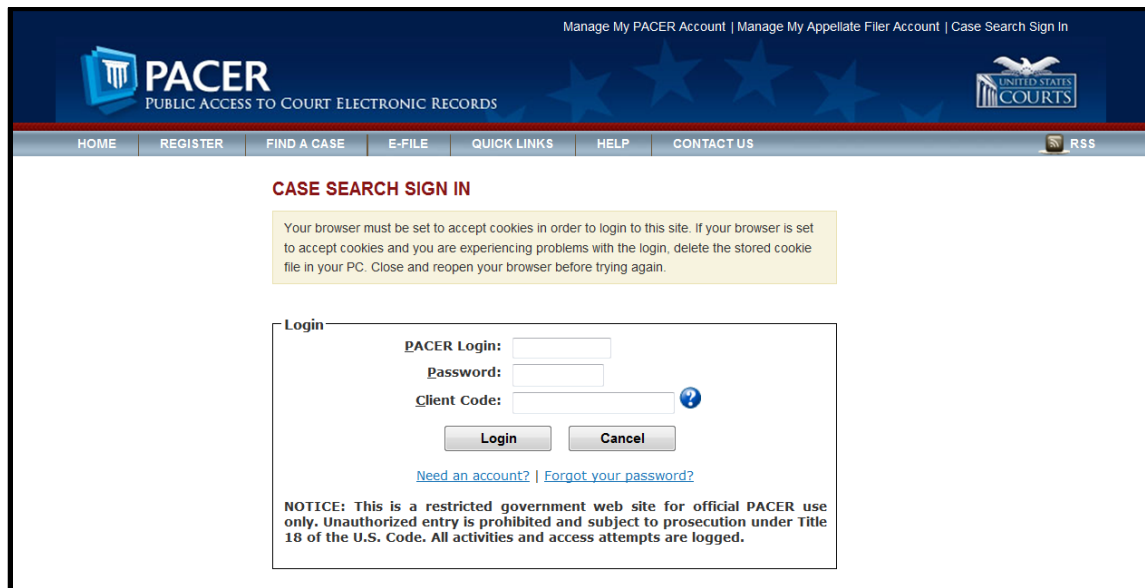
Two new menu selections appear under the *Utilities* menu to allow one to navigate quickly between CM/ECF and PACER. You won't have to leave your CM/ECF session to access another court in PACER or to use the PACER Case Locator.



The screenshot shows the CM/ECF Utilities menu. The menu items are organized into sections: 'Your Account', 'Legal Research', 'E-Orders', 'Systems Tasks', 'Miscellaneous', and 'Maintenance'. The 'Links to Other Courts' and 'Pacer Case Locator (National Index)' links are highlighted with red boxes.

Section	Item
Your Account	Internet Payments Due
	Internet Payment History
	Maintain Your ECF Account
	Maintain Your Login/Password
	View Your Transaction Log
	Your PACER Account...
Legal Research	Legal Research...
	System Administrator Reports...
E-Orders	Judgment Book
	Order Query
Systems Tasks	System Administrator Reports...
Miscellaneous	Check PDF Document
	Court Information
	Edit Data...
	File a Transcript
	Links to Other Courts
	Pacer Case Locator (National Index)
Maintenance	Verify a Document

When the **PACER Case Locator** link is clicked, the Case Search Sign In page displays.



The screenshot shows the PACER Case Search Sign In page. The page features a header with the PACER logo and the text 'PUBLIC ACCESS TO COURT ELECTRONIC RECORDS'. Below the header is a navigation bar with links for HOME, REGISTER, FIND A CASE, E-FILE, QUICK LINKS, HELP, CONTACT US, and RSS. The main content area is titled 'CASE SEARCH SIGN IN' and contains a message about browser cookies. Below the message is a login form with fields for PACER Login, Password, and Client Code, and buttons for Login and Cancel. At the bottom of the form are links for 'Need an account?' and 'Forgot your password?'. A notice at the bottom states: 'NOTICE: This is a restricted government web site for official PACER use only. Unauthorized entry is prohibited and subject to prosecution under Title 18 of the U.S. Code. All activities and access attempts are logged.'

PACER Links in CM/ECF

The following updates have been made to the PACER Case Locator, provided by the PACER Service Center:

- Attorney information is now extracted for bankruptcy and adversary cases
- Alias records are now returned by a search based on SSN/ITIN or Tax ID/EIN
- Debtor and Joint Debtor Disposition values are extracted on all cases for which a disposition exists.

The [Link to Other Courts](#) displays the Individual Court PACER links without leaving CM/ECF.

The screenshot shows the PACER website interface. At the top, there are navigation links: "HOME", "REGISTER", "FIND A CASE", "E-FILE", "QUICK LINKS", "HELP", and "CONTACT US". The "FIND A CASE" link is highlighted. Below the navigation bar, there is a "FIND A CASE" sidebar with options: "PACER Case Locator", "Court Links", "Search Map", and "Automated Telephone Access". The main content area is titled "INDIVIDUAL COURT PACER SITES" and contains a message: "Click a court below to access an individual PACER or Case Management/Electronic Case Files (CM/ECF) site. If the site you would like to access does not appear on this list, the court may not provide case information to PACER. Visit the respective [court's homepage](#) for more information. (Note: Hover mouse over [icon] to see version.)". Below this message, there are three columns of links for different court types: "U.S. Supreme Court", "U.S. District Courts", and "U.S. Bankruptcy Courts". Each column lists various courts with links to their respective PACER sites, often accompanied by icons for ECF, RSS, and Court Information. The "U.S. District Courts" column lists courts from Alabama to Colorado. The "U.S. Bankruptcy Courts" column lists courts from Alabama to Colorado. The "U.S. Courts of Appeals" section is also visible, listing the First, Second, Third, and Fourth Circuits.

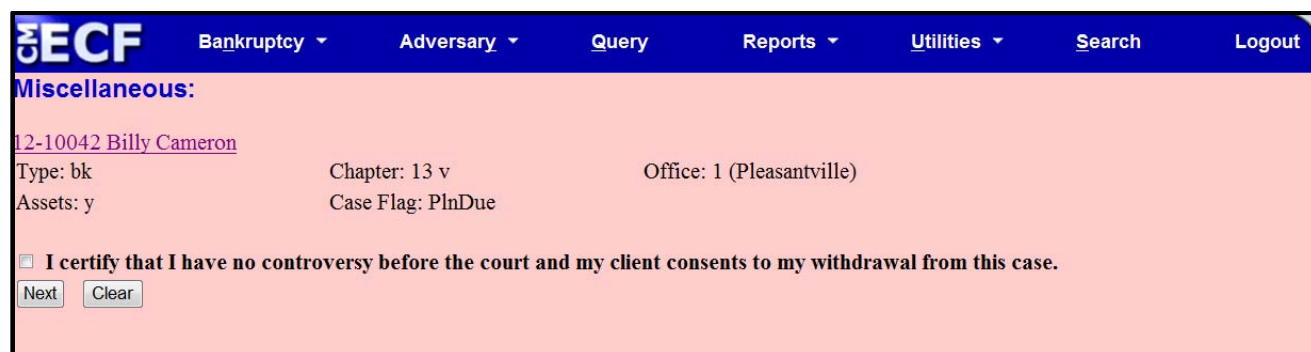
Withdraw as Attorney

Attorneys can terminate themselves in limited circumstances. This feature is court configurable, and some courts will choose to use this feature while others will not.

As an attorney, if you can certify that you have no controversy before the court and your client consents to withdrawal from the case, then you can withdraw from the case by docketing a new event, Withdraw as Attorney. This will result in you being terminated from the case and no longer receiving any notices of electronic filing for that case. (However, you may continue to receive notices of electronic filing on the same day your association as an attorney to the case is terminated.)

You will be removed from the mailing list and no longer receive any notices regarding this case. Attorneys can only terminate themselves and not the parties they represent. Parties will remain active.

The following is the declaration certifying that you have no controversy before the court and your client consents to your withdrawal from the case:



The screenshot shows the ECF system interface. At the top is a blue navigation bar with the ECF logo and menu items: Bankruptcy, Adversary, Query, Reports, Utilities, Search, and Logout. Below the navigation bar is a pink background area containing the following text:

Miscellaneous:

[12-10042 Billy Cameron](#)

Type: bk Chapter: 13 v Office: 1 (Pleasantville)
Assets: y Case Flag: PlnDue

I certify that I have no controversy before the court and my client consents to my withdrawal from this case.

Next Clear

Attorneys for the debtor or joint debtor in a case will not be able to terminate themselves. In addition, attorneys for plaintiffs and defendants who are also debtors in the lead bankruptcy case will not be able to terminate themselves from an adversary proceeding.

Filing agents will be able to docket this event, just as if they were the attorney, withdrawing that attorney from the case.

Docket Report Enhancements

The Create Appendix option has been modified so you have more flexibility in customizing a docket report. Now you can select only the entries you want and whether you want the PDF document appended to this customized report. Or, if you just want an abbreviated docket report without attached PDF documents, you can select only the entries you need for the task at hand.

The screenshot shows the ECF Docket Sheet interface. At the top, there are navigation tabs: Bankruptcy, Adversary, Query, and Reports. The main heading is "Docket Sheet". Below this, there is a search section with a "Case number" field containing "10-10010" and a "Find This Case" button. There are radio buttons for "Filed" (selected) and "Entered", each followed by a date range selector. Below that is a "Documents" field with a "to" label and another date range selector. The interface is divided into two columns of options: "Include:" and "Document options:". Under "Include:", there are three unchecked checkboxes: "Terminated parties", "Links to Notices of Electronic Filing", and "Page counts for documents". Under "Document options:", there are two unchecked checkboxes: "Include headers when displaying PDF documents" and "View multiple documents". A red box highlights a section containing a checked checkbox for "Create Appendix". Below this, it says "Include on the Docket Sheet:" followed by two radio buttons: "all docket entries in this case" (selected) and "selected docket entries only". At the bottom of the red box, there is another checked checkbox for "Include PDF documents" with the note "(select documents on the next screen)".

Page Counts on Docket Report

The number of pages for documents associated with a docket entry is a new option.

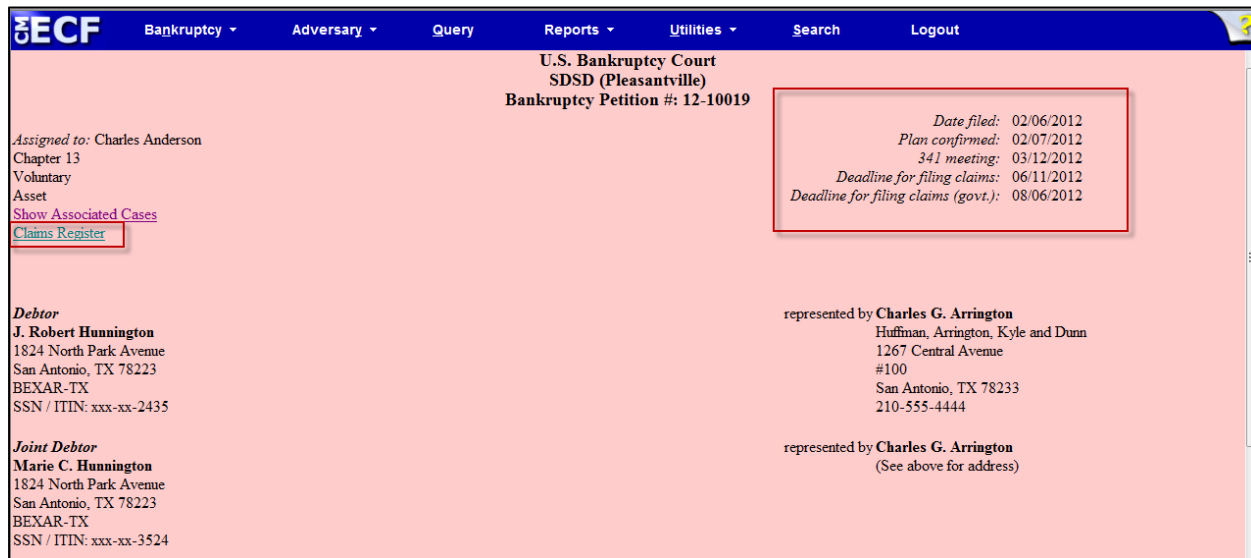
The screenshot shows the ECF Docket Sheet interface. At the top, there are navigation tabs: Bankruptcy, Adversary, Query, and Reports. Below the tabs, the title 'Docket Sheet' is displayed. The interface includes a search section with a 'Case number' field containing '10-10010' and a 'Find This Case' button. There are radio buttons for 'Filed' (selected) and 'Entered', followed by date range selection fields. Below this is a 'Documents' section with another date range field. The 'Include:' section contains three checkboxes: 'Terminated parties', 'Links to Notices of Electronic Filing', and 'Page counts for documents' (which is checked and highlighted with a red box). The 'Document options:' section includes 'Include headers when displaying PDF documents', 'View multiple documents', and 'Create Appendix'. Underneath, there is a section 'Include on the Docket Sheet' with radio buttons for 'all docket entries in this case' (selected) and 'selected docket entries only', and a checked checkbox for 'Include PDF documents'.

Knowing how big a file is helps PACER users predict the cost of viewing an attachment and also to anticipate the loading time of a document.

Filing Date	#	Docket Text
03/01/2010	1 (4 pgs; 2 docs)	Chapter 13 Voluntary Petition . Receipt Number cc, Fee Amount \$274 Filed by Jerry J. Heberline , Susan W. Heberline Employee Income Record Due:3/15/2010. Statement of Financial Affairs due 3/15/2010. Incomplete Filings due by 3/15/2010. (JPW) (Entered: 03/01/2010)
03/03/2010	2 (1 pg)	Motion to Avoid Lien with First Westside Bank Filed by Jeanne L. Walker on behalf of Debtor Jerry J. Heberline , Joint Debtor Susan W. Heberline (JPW) (Entered: 03/03/2010)
03/03/2010	3 (1 pg)	Order Granting Motion To Avoid Lien (Related Doc # 2) Signed on 3/3/2010. (JPW) (Entered: 03/03/2010)
03/03/2010	4 (1 pg)	Motion to Avoid Lien on Household Goods under Section 522(f)(1)(B)(i) Filed by Jeanne L. Walker on behalf of Debtor Jerry J. Heberline , Joint Debtor Susan W. Heberline (JPW) (Entered: 03/03/2010)

Critical Deadlines and Dates on the Docket Report

Additional dates and deadlines now display on the caption of the docket report. A link to the Claims Register appears whenever a case has claims filed.



The following dates will be shown, if appropriate, by chapter:

- | | |
|----------------------------|---|
| Plan confirmed date | Deadline for filing government claims |
| 341 meeting date | Deadline for objecting to discharge |
| Deadline for filing claims | Deadline for financial management
(Chapter 7 only) |

The most recent deadline will display whether or not it is terminated.

Docket Activity Report

The Docket Activity Report has been enhanced to include time filters. The report can be run in time increments, rather than running the report for the entire day. A new clock icon offers an alternative to typing in the time.

Calendars and 341 Meeting

You can now view All Hearings without the 341 Meeting settings included. A 341 Meeting selection has been added to the hearing type list.

The daily and monthly calendars and the deadlines and hearings report also have this new 341 Meeting option.

Query

New query options have been added:

- Filed Date range,
- Last Entry Date range
- Nature of Suit.

Warning: you will be billed for the total number of pages (this report is not subject to the 30-page limit on PACER charges).

Search Clues

Case Number

Last / Business Name (Examples: Desoto, Des*t)

First Name Middle Name

SSN / ITIN Tax ID / EIN

Type Open cases Closed cases

Filed Date to

Last Entry Date to

Nature of Suit (AP and MP cases only)

- 01 (Determination of removed claim or cause)
- 02 (Other (e.g. other actions that would have been brought in state court if unrelated to bankruptcy))
- 11 (Recovery of money/property - 542 turnover of property)
- 12 (Recovery of money/property - 547 preference)

The Filed Date and Last Entry Date range is limited to 31 days. If a date range entered exceeds the 31 day limit CM/ECF displays an error message.

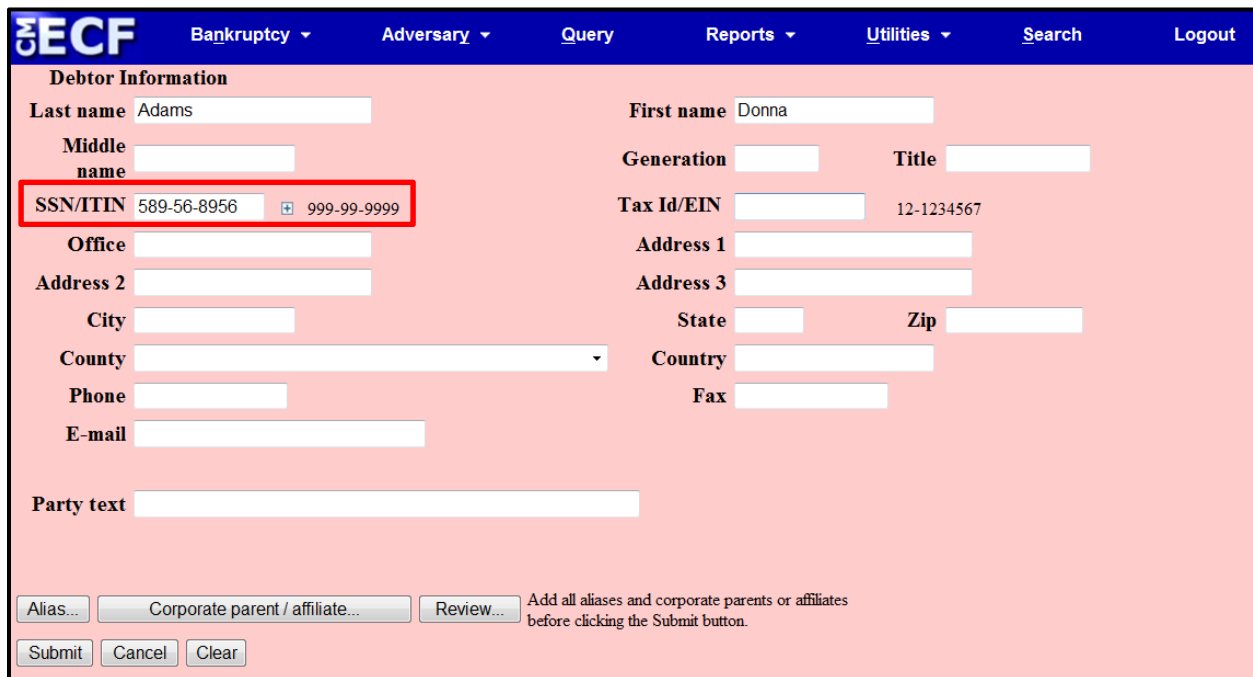
If multiple Nature of Suits are selected for a query, CM/ECF displays a message that the search could produce many records and lead to a large billing charge.



Multiple Social Security and Identification Numbers

CM/ECF now allows up to five social security numbers and tax identifications numbers for each debtor and joint debtor.

After a social security number is entered a plus icon appears beside the SSN/TaxID/EIN field. If the debtor or joint debtor has another SSN/TaxID/EIN, click the “plus” icon for another field to be displayed for additional number(s). CM/ECF will now format the numbers if you don’t insert hyphens.



The screenshot shows the CM/ECF Debtor Information form. The SSN/ITIN field is highlighted with a red box, showing the number 589-56-8956 and a plus icon next to it, indicating that additional SSN/ITIN fields can be added. The form includes fields for Last name, First name, Middle name, Generation, Title, Office, Address 1, Address 2, Address 3, City, State, Zip, County, Country, Phone, Fax, E-mail, and Party text. There are also buttons for Alias..., Corporate parent / affiliate..., Review..., Submit, Cancel, and Clear. A note at the bottom right says: "Add all aliases and corporate parents or affiliates before clicking the Submit button."

All SSN and TaxID/EIN numbers have been included in all reports and functions throughout the application:

- On public notices and docket sheets only the last four digits of any social security or identification numbers are displayed.

Multiple Social Security and Identification Numbers

The docket sheet below is an example of how the multiple social security numbers are shown on a public notice.

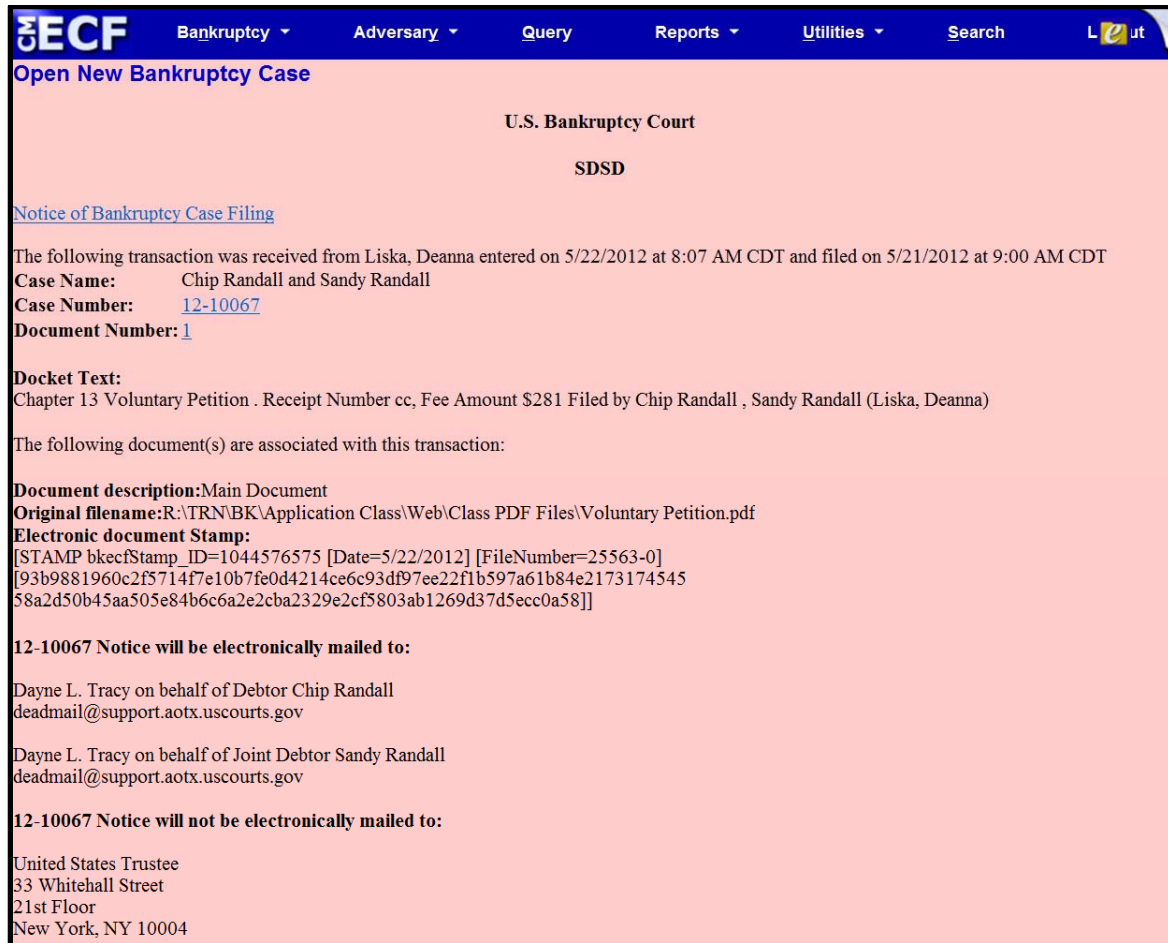
The screenshot shows the ECF public notice interface. At the top is a blue navigation bar with the ECF logo and menu items: Bankruptcy, Adversary, Query, Reports, Utilities, Search, and Logout. The main content area has a light pink background. It displays the court name 'U.S. Bankruptcy Court SDDS (Pleasantville)' and the petition number '12-10059'. The filing date is '05/09/2012'. The case is assigned to Chapter 13, Voluntary, Asset. The debtor is Donna Adams, located at 120 Sunny Lane, San Antonio, TX 78956. She is represented by Dayne L. Tracy, located at 120 Legal Way, San Antonio, TX 78259. Her email is deadmail@support.aotx.uscourts.gov. A red box highlights the SSN/ITIN information: 'SSN / ITIN: xxx-xx-8956, xxx-xx-5689, xxx-xx-8956, xxx-xx-8956, xxx-xx-5621'. The U.S. Trustee is the United States Trustee, located at 33 Whitehall Street, 21st Floor, New York, NY 10004, with phone number 212 510-0500. At the bottom is a docket table with columns for Filing Date, #, and Docket Text.

Filing Date	#	Docket Text
	1	Chapter 13 Voluntary Petition . Receipt Number cc, Fee Amount \$281 Filed by Donna Adams (Tracy, Dayne)

Notice of Electronic Filing

In prior releases, when an attorney represented more than one party in a case, the attorney's email and party information were listed on the Notice of Electronic Filing (NEF) only for the first party. Now the attorney is listed for each party they represent.

Although an attorney may be listed multiple times on an NEF, the system will not send multiple emails.



The screenshot displays the ECF (Electronic Case Filing) system interface. At the top, there is a navigation bar with the ECF logo and several menu items: Bankruptcy, Adversary, Query, Reports, Utilities, Search, and a user profile icon labeled 'L. ut'. Below the navigation bar, the page title is 'Open New Bankruptcy Case'. The main content area is titled 'U.S. Bankruptcy Court' and 'SDSD'. A link for 'Notice of Bankruptcy Case Filing' is provided. The text of the notice states: 'The following transaction was received from Liska, Deanna entered on 5/22/2012 at 8:07 AM CDT and filed on 5/21/2012 at 9:00 AM CDT'. The case details are: Case Name: Chip Randall and Sandy Randall; Case Number: 12-10067; Document Number: 1. The docket text reads: 'Chapter 13 Voluntary Petition . Receipt Number cc, Fee Amount \$281 Filed by Chip Randall , Sandy Randall (Liska, Deanna)'. It also lists associated documents, including a main document with the original filename 'R:\TRN\BK\Application Class\Web\Class PDF Files\Voluntary Petition.pdf' and an electronic document stamp with a unique ID and date. Finally, it lists the electronic mailing information for the case, including the attorney's name and email address, and the address of the United States Trustee.

Attorney and Party Association

When an attorney or trustee files a pleading, they are prompted to indicate whether they should be linked to the party they represent. In prior releases, the checkbox for the association with the attorney and party was unchecked and if the filer did not check the box, the association was not made. The checkbox for the association with the attorney and party is checked by default. The message has been updated to reflect the implications of omitting this necessary association.

ECF Bankruptcy ▾ Adversary ▾ Query Reports ▾ Utilities ▾ Search Logout

File a Motion:

[12-10042 Billy Cameron](#)

Type: bk Chapter: 13 v Office: 1 (Pleasantville)
Assets: y Case Flag: PlnDue

IMPORTANT: The following attorney/party association(s) will be created in this case. De-selecting a party association will result in the filing attorney NOT receiving Notices of Electronic Filing for that party. If this is a joint filing, review the list carefully to ensure that only parties represented by the filing attorney are selected.

First Car Loan, (pty:cr) represented by Mason, Perry P. (aty)

Next Clear

If the box is unchecked, the attorney will not get added to the case for noticing or shown in queries and not appear on or receive the Notice of Electronic Filing.

Cases Report

Split, transferred and reopened dates have been added to the selection screen.

Warning: you will be billed for the total number of pages (this report is not subject to the 30-page limit on PACER charges).

Office: Pleasantville, Green Valley

Assets: Case Type: ap, bk Chapter: 7, 9

Trustee: Carson, Sam J., Chapter 11 Trustee

Attorney: Last name, First name, Bar ID

Date Type: Filed date From: 6/19/2012 to: 6/19/2012

Open cases Closed cases Voluntary Party information Pro se cases only

Type of Debtor: Reopened date, Transferred date, Split date

Small Business Cases: Nature of Debt, Nature of Business

County: ANDREWS-TX

Number of months without a confirmed plan From: To: Include dismissed cases

Sort by: Filed Date

Output Format: Formatted display Data only Include field descriptions

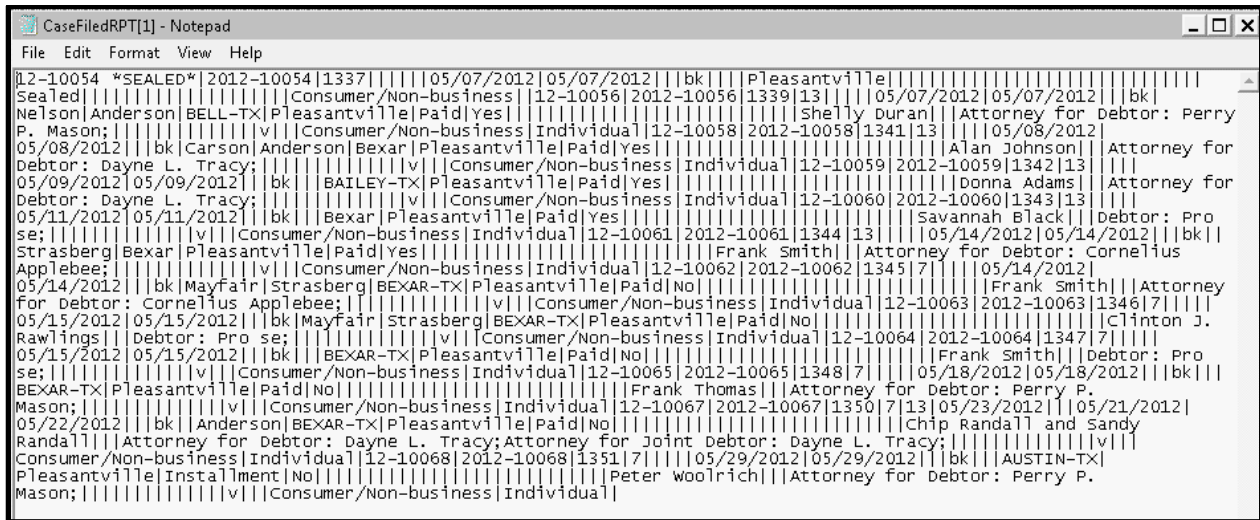
Run Report Clear Make these options my default

External users can now search for cases without a confirmed plan. When searching by unconfirmed plan dates, the 31-day range limit does not apply for this search.

Type of debtor, nature of debt, nature of business as well as county have been added to the selection screen

Cases Report – Data Only

In prior releases, when the Cases Report was run with “Party Information” not selected, a party’s attorney information was displayed on the formatted data output, but not on the data-only output. Now the data-only output lists the attorney information for the parties in the Attorney last name field, as shown below.



```
CaseFiledRPT[1] - Notepad
File Edit Format View Help
12-10054 *SEALED*|2012-10054|1337|05/07/2012|05/07/2012|bk|Pleasantville|
Sealed|Consumer/Non-business|12-10056|2012-10056|1339|13|05/07/2012|05/07/2012|bk|
Nelson|Anderson|BELL-TX|Pleasantville|Paid|Yes|Shelly Duran|Attorney for Debtor: Perry
P. Mason;|Consumer/Non-business|Individual|12-10058|2012-10058|1341|13|05/08/2012|
05/08/2012|bk|Carson|Anderson|Bexar|Pleasantville|Paid|Yes|Alan Johnson|Attorney for
Debtor: Dayne L. Tracy;|Consumer/Non-business|Individual|12-10059|2012-10059|1342|13|
05/09/2012|05/09/2012|bk|BAILEY-TX|Pleasantville|Paid|Yes|Donna Adams|Attorney for
Debtor: Dayne L. Tracy;|Consumer/Non-business|Individual|12-10060|2012-10060|1343|13|
05/11/2012|05/11/2012|bk|Bexar|Pleasantville|Paid|Yes|Savannah Black|Debtor: Pro
se;|Consumer/Non-business|Individual|12-10061|2012-10061|1344|13|05/14/2012|05/14/2012|bk|
Strasberg|Bexar|Pleasantville|Paid|Yes|Frank Smith|Attorney for Debtor: cornelius
Applebee;|Consumer/Non-business|Individual|12-10062|2012-10062|1345|7|05/14/2012|
05/14/2012|bk|MayFair|Strasberg|BEXAR-TX|Pleasantville|Paid|No|Frank Smith|Attorney
for Debtor: Cornelius Applebee;|Consumer/Non-business|Individual|12-10063|2012-10063|1346|7|
05/15/2012|05/15/2012|bk|MayFair|Strasberg|BEXAR-TX|Pleasantville|Paid|No|Clinton J.
Rawlings|Debtor: Pro se;|Consumer/Non-business|Individual|12-10064|2012-10064|1347|7|
05/15/2012|05/15/2012|bk|BEXAR-TX|Pleasantville|Paid|No|Frank Smith|Debtor: Pro
se;|Consumer/Non-business|Individual|12-10065|2012-10065|1348|7|05/18/2012|05/18/2012|bk|
BEXAR-TX|Pleasantville|Paid|No|Frank Thomas|Attorney for Debtor: Perry P.
Mason;|Consumer/Non-business|Individual|12-10067|2012-10067|1350|7|13|05/23/2012|05/21/2012|
05/22/2012|bk|Anderson|BEXAR-TX|Pleasantville|Paid|No|Chip Randall and sandy
Randall|Attorney for Debtor: Dayne L. Tracy;Attorney for Joint Debtor: Dayne L. Tracy;|
Consumer/Non-business|Individual|12-10068|2012-10068|1351|7|05/29/2012|05/29/2012|bk|AUSTIN-TX|
Pleasantville|Installation|No|Peter Woolrich|Attorney for Debtor: Perry P.
Mason;|Consumer/Non-business|Individual|
```

If multiple attorneys exist for various parties, the role and attorney are listed, separated by semicolons, in the same field. For parties without an attorney, the text “Pro se” is displayed instead of the attorney name.

A new format option, “Include field descriptions,” has been added for use when the data-only format is selected. The field descriptions are inserted in the header row.

Claims Summary Report

A Claims Summary Report option has been added to the Claims Register. This new format gives the viewer a snapshot overview of the claims on the case.

The screenshot shows the ECF Claims Register interface. At the top, there are navigation tabs: Bankruptcy, Adversary, Query, Reports, Utilities, Search, and Logout. Below these, the 'Claims Register' section contains several input fields: Case number (1:12-bk-10031), Creditor type (dropdown menu with 'Creditor Administrative' selected), Creditor number, Creditor name, Claim number (range), and a date range (1/1/1990 to 6/4/2012). There are also 'Sort by' options (Claim Number, Filed Date) and a 'View multiple documents' checkbox. A red box highlights the 'View claims summary report' checkbox, which is checked. At the bottom, there are 'Run Report' and 'Clear' buttons.

The Claims Summary Report box produces a condensed list of claims.

Claims Summary

11-10004 [Clinton H. Vesperman and Anna C. Vesperman](#)

Type: bk Chapter: 13 Office: 1 (Pleasantville)
 Assets: y Judge: ls
 Date Filed: 03/10/2011 Last Date to File Claims: 07/07/2011 Last Date to File (Govt): 09/06/2011
 Trustee: Kathleen Nelson

Claim #	Amount claimed *	Date filed	Creditor number	Creditor name
1 View	\$37334.27	03/14/2011	32739	Ace Finance
2 View	\$14335.00	03/15/2011	32779	Central Finance
3 View	\$17554.00	03/17/2011	32739	Ace Finance
4 View	\$24667.23	03/17/2011	32756	Lacks Furniture #19
5 View	\$3700.00	03/17/2011	32739	Ace Finance
6 View	\$17346.78	09/16/2011	35278	2nd Savings and Loan Inc.
7 View	\$12778.00	09/16/2011	35279	The Doctor's Plaza
8 View	\$87345.23	09/16/2011	35280	First Bank of Austin

Amount claimed: \$37334.27
Secured claimed: \$37334.27

Total Number of Claims: 8

Total Amount Claimed *	\$215060.51
Total Amount Allowed *	

* Includes general unsecured claims

Hovering your cursor over the amount claimed will display a breakdown of the claim amounts. The View hyperlink takes you to more detailed information for this claim on the claims register. Click the creditor name to view claimant address or transfer information. You can sort the report by clicking the column headers. This reformatted summary can be especially helpful to you to sort by creditor name.

Claims Register View Multiple Documents

One can now view multiple documents from the Claims Register in one PDF file. This is the same functionality as View multiple documents on the Docket Report. This feature will enable you to generate selected PDF claims with any related attachments in one PDF document.

ECF Bankruptcy Adversary Query Reports Utilities Search Logout

Claims Register

Case number: 1:11-bk-10004

Creditor type: Creditor Administrative

Creditor number: [input]

Creditor name: [input]

Claim number: [input] to [input] View multiple documents

Filed Entered: 1/1/1990 to 6/18/2012

Sort by: Claim Number Filed Date

View claims summary report

Run Report Clear

The Claims Register will include a checkbox next to each claim, claim attachment, or claim related proceeding to customize this document. Each PDF selected will be combined into one large PDF file. You could view or print all claims on a case or all PDF documents from certain creditors if desired.

ECF Bankruptcy Adversary Query Reports Utilities Search Logout

SDCS
Claims Register

[11-10004 Clinton H. Vesperman and Anna C. Vesperman](#)

Judge: Lillian Strasberg Chapter: 13
Office: Pleasantville Last Date to file claims: 07/07/2011
Trustee: Kathleen Nelson Last Date to file (Govt): 09/06/2011

Select All Clear All

Creditor: (32739) Ace Finance Acct#: 3515 7121 W. Hwy 90 San Antonio, TX 78227 Claimant History	Claim No: 1 Original Filed Date: 03/14/2011 Original Entered Date: 08/24/2011	Status: Allow 3 Filed by: CR Entered by: JPW Modified: 04/24/2012
Amount claimed: \$37334.27 Secured claimed: \$37334.27	History:	
Details 1-1	<input type="checkbox"/>	03/14/2011 Claim #1 filed by First Nationwide Mortgage Corp, Amount claimed: \$37334.27 (JPW)
3	<input type="checkbox"/>	03/21/2011 Transfer of Claim Transferor: First Nationwide Mortgage Corp (Claim No. 1) To Ecast Settlement Corporation (JPW) Additional attachment(s) added on 8/24/2011 (JPW,JPW) (Entered: 03/21/2011). MODIFIED on (08/30/2011) Changed transferee from Ecast Settlement Corporation to Pioneer Funding group(Malin, Kate)(Entered: 08/30/2011). MODIFIED on (09/15/2011) to change transferee from Pioneer Funding group, LLC to Ace Finance; (JPW)(Entered: 09/15/2011). Status: Allow
doc	<input type="checkbox"/>	03/23/2012 Notice of Mortgage Payment Change (Claim # 1) Filed by Joint Debtor Anna C. Vesperman , Debtor Clinton H. Vesperman (Orebaugh, Desiree)

Case Conversion

Previously, if a case was converted and re-converted, the Notice of Bankruptcy Case Filing query screen reflected the converted chapter rather than the original chapter. Now the original chapter is saved permanently in a new field. The original chapter will be correct for cases filed and converted after Release 5.



The original chapter and current chapter will also display on the Case Summary Query and the Docket Sheet for re-converted cases after Release 5. Case Summary is shown below.

